







## Fisher & Paykel Evora Nasal Mask

### Cleaning/Replacement Guidelines

	Fisher & Paykel Product#	HCPCS Code	Replacement Schedule
 <b>Evora Nasal Mask</b> (with headgear)	Evora Nasal Fit Pack, <ul style="list-style-type: none"> <li>with S, M, L, W cushions – <b>EVO1SMLA</b></li> </ul> Evora Nasal mask with cushion size: <ul style="list-style-type: none"> <li>S - <b>EVO1SA</b></li> <li>M - <b>EVO1MA</b></li> <li>L - <b>EVO1LA</b></li> <li>W - <b>EVO1WA</b></li> </ul>	<b>A7034 + A7035</b> (Mask + Headgear)	
 <b>Evora Nasal Mask</b>	Evora Nasal mask with cushion size: <ul style="list-style-type: none"> <li>S - <b>400EVO131</b></li> <li>M - <b>400EVO132</b></li> <li>L - <b>400EVO133</b></li> <li>W - <b>400EVO134</b></li> </ul>	<b>A7034</b> (Mask)	Replace every <b><u>3 months</u></b> .
 <b>Evora Nasal Headgear</b>	Evora nasal headgear <ul style="list-style-type: none"> <li><b>400EVO121</b></li> </ul>	<b>A7035</b> (Headgear)	Replace every <b><u>6 months</u></b> .
 <b>Evora Nasal Seal</b>	Eson nasal seal size: <ul style="list-style-type: none"> <li>S - <b>400EVO115</b></li> <li>M - <b>400EVO116</b></li> <li>L - <b>400EVO117</b></li> <li>W - <b>400EVO118</b></li> </ul>	<b>A7033</b> (Cushion)	Replace at least every <b><u>3 months</u></b> .  May replace every 2 weeks if needed.
<b>Cleaning Schedule</b>	Wash <b><u>weekly</u></b> with warm water and mild soap and air dry. May rinse seal, swivel, frame, and tube daily if needed.		

**DME Provider:**  
**Phone Number:**