







## Fisher & Paykel Eson 2 Nasal Pillows Mask

### Cleaning/Replacement Guidelines

	Fisher & Paykel Product#	HCPCS Code	Replacement Schedule
 <b>Eson 2 Nasal Mask</b> (with headgear)	Eson 2 mask with headgear with cushion size: <ul style="list-style-type: none"> <li>• <b>S - ESN2SA</b></li> <li>• <b>M - ESN2MA</b></li> <li>• <b>L - ESN2LA</b></li> <li>• <b>Fit Pack, with S, M &amp; L - ESNSML</b></li> </ul>	<b>A7034 + A7035</b> (Mask + Headgear)	
 <b>Eson 2 Mask Assembly Kit</b>	Eson 2 mask assembly kit with cushion size: <ul style="list-style-type: none"> <li>• <b>S - 400ESN231</b></li> <li>• <b>M - 400ESN232</b></li> <li>• <b>L - 400ESN233</b></li> </ul>	<b>A7034</b> (Mask)	Replace every <b><u>3 months.</u></b>
 <b>Eson 2 Headgear</b>	Eson 2 Headgear <ul style="list-style-type: none"> <li>• <b>S - 400ES221</b></li> <li>• <b>M/L - 400ES222</b></li> </ul>	<b>A7035</b> (Headgear)	Replace every <b><u>6 months.</u></b>
 <b>Eson 2 Seal</b>	Eson 2 Seal size: <ul style="list-style-type: none"> <li>• <b>S - 400ES211</b></li> <li>• <b>M - 400ES212</b></li> <li>• <b>L - 400ES213</b></li> </ul>	<b>A7033</b> (Cushion)	Replace at least every <b><u>3 months.</u></b>  May replace every 2 weeks if needed.
<b>Cleaning Schedule</b>	Wash <b><u>weekly</u></b> with warm water and mild soap and air dry. May rinse mask excluding diffuser and headgear daily if needed.		

**DME Provider:**  
**Phone Number:**